

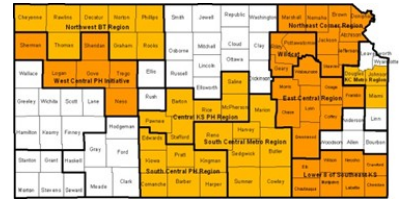
Kansas MLC-3 Learning Congress

Community Health Assessments

What's the Pulse of Your County?

10 Regional Teams + State Team

Participated in a project to prepare for community health assessments and community health improvement plans



Data Handling

West Central Region

Sherman

Presenter: Cindy Mullen, Regional Coordinator

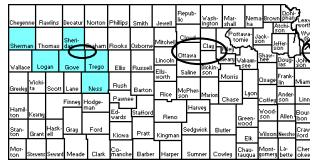
Logan

Population: 19,079

Sheridan

3 people/sq.mi

Gove



Time consuming, challenging, interesting results, frustrating when no results.

East Central Coalition

Wabaunsee

Presenter: Anne Gray, Osage

Morris

Renee Hively, Lyon

Lyon

Chase

Population: 106,886

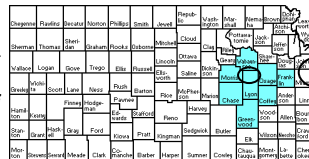
Osage

17 people/sq.mi

Franklin

Coffey

Greenwood



Large tasks become manageable when shared with regional partners.

South Central Metro Region

Marion

Presenter: Sonja Armbruster, Sedgwick

Reno

Harvey

Sedgwick

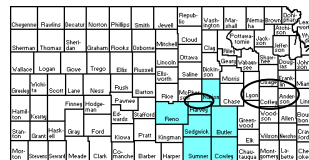
Population: 721,656

Butler

97 people/sq.mi

Sumner

Cowley



This project created a unique opportunity for our region to consider ways our communities are similar and different.

Kansas Department of Health and Environment

Presenter: Greg Crawford,

So much data, how do we share it as useful information.



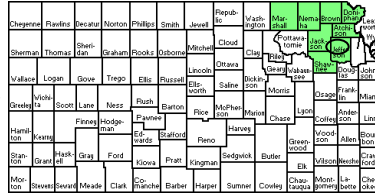
Community Engagement

Northeast Corner Region

Shawnee
Marshall
Nemaha
Brown
Doniphan
Jackson
Atchison
Jefferson

Presenter: Alice Weingartner, Shawnee

Population: 261,927
55 people/sq.mi



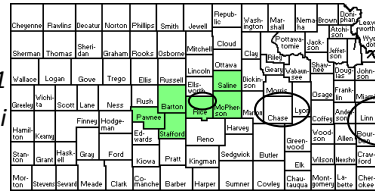
Practicing QI Tools before a community meeting builds skills and confidence.

Central Kansas Region

Saline
Pawnee
Barton
Stratford
Rice
McPherson

Presenter: Suzette Brotton, Regional Coordinator

Population: 131,321
27 people/sq.mi



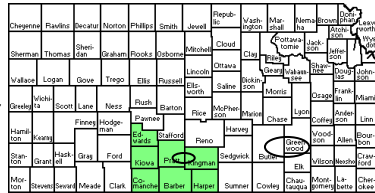
A written survey is easy to implement and can provide insight into factors contributing to health behavior.

South Central Coalition

Edwards
Kiowa
Pratt
Kingman
Comanche
Barber
Harper

Presenter: Virginia Downing, Regional Coordinator

Population: 34,401
6 people/sq.mi



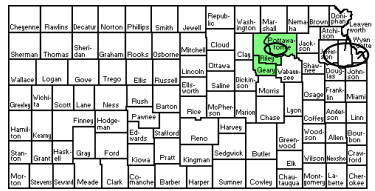
Gained Appreciation of the Process

Wildcat Region

Pottawatomie
Riley
Geary

Presenter: Leslie Campbell, Pottawatomie

Population: 123,086
67 people/sq.mi



Can community engagement be done regionally?

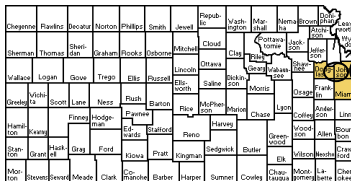
Use of Quality Improvement Tools

KC Metro Sub-Region

Johnson
Douglas
Miami

Presenter: Rita McKoon, Miami

Population: 690,089
457 people/sq.mi



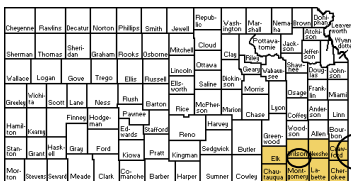
The majority of the time no matter which QI tool is used the group will come up with the same information.

Lower 8 of Southeast Kansas Region

Elk
Wilson
Neosho
Crawford
Chautauqua
Montgomery
Labette
Cherokee

Presenter: Janis Goedeke, Crawford

Population: 148,229
30 people/sq.mi



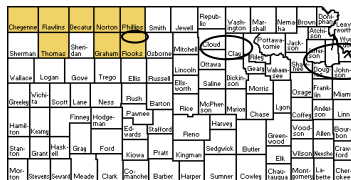
The QI tools took us on an adventure that assisted us in the identification of the public health issue.

Northwest BT Region

Cheyenne
Rawlins
Thomas
Decatur
Norton
Phillips
Graham
Rooks

Presenter: Lorraine Baughman, Rooks

Population: 33,344
4 people/sq.mi



QI has been incorporated into the daily life of the NWBT health depts.

MLC-3 Project Management Team

Kansas Health Institute

Gianfranco Pezzino, Tatiana Lin

Kansas Department of Health and Environment

Dick Morrissey, Shirley Orr

Kansas Association of Local Health Departments

Dan Partridge, Edie Sneathen

KU School of Medicine Area Health Centers

Mary Beth Warren

We thought we would have four teams, but it turned out to be eleven teams. What an opportunity to learn from each other!